



## **GUIDELINES FOR PAYMENT OF FEES ONLINE**

Parents must have any of the following things with them before making online payment.

1. Net banking 2. Debit Card 3. Credit Card

For paying fees online visit the website [www.lotusvalley.com](http://www.lotusvalley.com) or type [www.lviscampuscare.in](http://www.lviscampuscare.in)

Input the user name and password provided to you. There will be 5 sections as Home, Personal, Academic, Finance, Online Payment.

### **For payment of fees follow the steps:-**

Finance tab → Fees → Click here to make online payment → Select the Installment → Click on pay → Fill your details (mode of payment & mailing address) → Proceed to pay → Select your bank and proceed further.

Parents may pay more than one Installment at a time.



Fee Structure				
Installment	Amount	Paid	Fine/Excess/Readmission	Balance
APR	113300	113300	0	0
JULY	39300	0	0	39300
OCT	39300	0	0	39300
JAN	39300	0	0	39300
<b>Total</b>	<b>231200</b>	<b>113300</b>	<b>0</b>	<b>117900</b>

If you wish to view the bifurcation of fees click on the [blue amount](#) in the table fee structure which is under finance tab. A detailed view of fees will be displayed. This table shows you the balance amount and the paid amount.



My Payment				
RecptDate	Installment	Amount	Receipt	Receipt
12/09/2014	APR	113300	106	
<b>Total</b>		<b>113300</b>		

Parents may generate the fee receipt at their end after paying the online fees. After the successful transaction my payment table will automatically update. A [receipt number](#) will be generated corresponds to each Installment just click on that receipt no. a pop up will appear with the fee receipt you may take print out or save it as a soft copy (pdf)

 Merchant Name: **LOTUS VALLEY INTERNATIONAL SCHOOL**  
Brand Name: **LOTUS VALLEY INTERNATIONAL SCHOOL**


**Payment Request Placed for INR 39300.00** Transaction ID **54070307151232**

**Billing Details**

(Please correct if above is not the Billing Mobile Number) (Please correct if above is not the Billing E-Mail ID)

**Payment Mode**

- Saved Cards
- Credit Card >
- Debit Card
- Net Banking
- IMPS

Credit Card Number\*  












Name on Card\*

Card Expiry\*

CW / CV2\*

Bank Name\*

By clicking Pay Now you are agreeing to Terms & Conditions



## GENERAL INSTRUCTION

Please make sure Pop-up blocker is Turn Off, to get the acknowledgement receipt. The payment made by you will also reflect graphically as well as in the pie diagram.

Parents are suggested to change their Login password immediately for security reasons.

## TERMS & CONDITIONS

The School reserves the right to change/modify the rules and regulations relating to fees from time to time. The School does not have any refund policy online. If there is any discrepancy regarding the student's fee amount deposited through online payment gateway then it has to be resolved in person only. Please contact the [school reception](#) for such cases.

## FEE PAYMENT SCHEDULE

Last date for submitting On-line Fee without fine will be 10<sup>th</sup> of the month of any quarter.

Fine will be applicable for each month, if not paid on or before the prescribed date.

## CONVENIENCE CHARGE

*Convenience Charges			
Mode	Charges	Service Tax*	Total Pay
Credit Card	1.25%	14.00%	39860.03
Debit Card	1.25%	14.00%	39860.03
Net Banking	Rs.40	14.00%	39345.60
Amex Cards	1.25%	14.00%	39860.03

In case of any technical query feel free to contact us at:

E-Mail:-[parentdesk@entab.in](mailto:parentdesk@entab.in)

Contact No: - +91- 11- 43193333

Ask for the extension number **5** for Parent help desk department between 9:00 to 6:00

Happy to help you.

Thanks and regards



## About us

<https://www.youtube.com/watch?v=b1PjiTodo-o>